

# How Do I Access and Interpret My PSAT™ 8/9 Scores and Reports?



# How Do I Access My Online PSAT™ 8/9 Scores and Reports?

1. Create a new College Board account or log in to an existing one at [studentscores.collegeboard.org](https://studentscores.collegeboard.org)

The image shows a screenshot of the CollegeBoard website's 'My Score Reports' page. The navigation bar at the top includes links for CollegeBoard, SAT, AP, College Planning, College Search, Store, and More, along with a search bar. The main heading is 'My Score Reports'. Below this, there is a 'Sign In' section with fields for Username and Password, and buttons for 'Sign In' and 'Sign Up'. The 'Sign Up' button is circled in orange. To the right of the sign-in fields, there is a list of benefits for creating an account, such as seeing scores, getting personalized feedback, and searching for colleges. An orange arrow points from the 'Sign Up' button to a 'Create Your Student Account' form. This form includes a title, a description of the account's purpose, a note about required information, and a section for 'General Student Information' with fields for First (given) name, Middle initial, and Last name (surname).

**Sign In**

Username  
Password

**Sign In** **Sign Up**

Forgot [username](#) or [password](#)?

Access your SAT Suite of Assessment scores with personalized feedback, practice, college planning and career exploration resources.

- See all your scores and if you are on track for college readiness
- Detailed explanations of skills required to be competitive
- Send your scores to [Khan Academy](#) for personalized practice recommendations
- Search for colleges that fit your needs
- Start on your scholarship and college financial aid
- Take a personality test to find majors and careers you like
- Get feedback on your readiness for AP course

**Create Your Student Account**

This one account is for everything, including SAT, AP, PSAT/NMSQT, CLEP, and BigFuture activities, so provide complete and accurate information.

\* = Required

**General Student Information**

First (given) name: \*

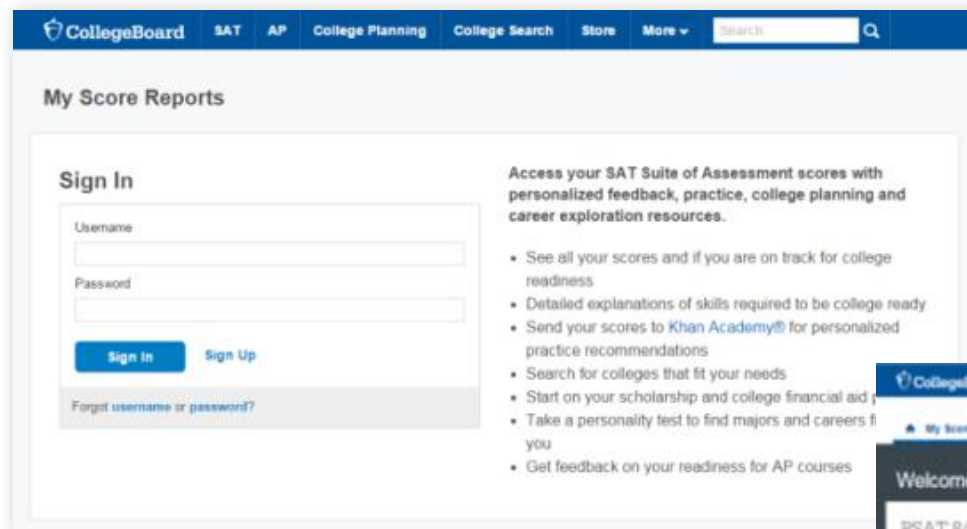
Middle initial:

Last name (surname): \*

# How Do I Access My Online PSAT™ 8/9 Scores and Reports?

(cont.)

## 1. Log in to Your Account

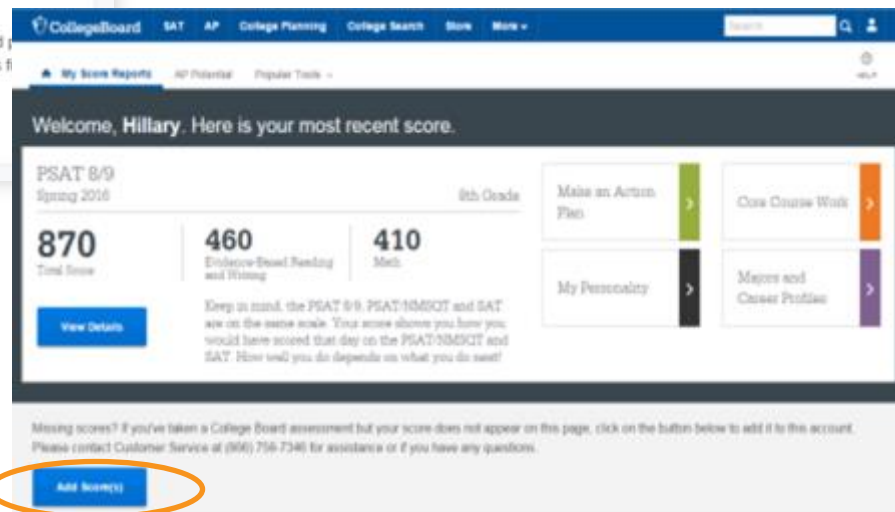


The screenshot shows the 'My Score Reports' page on the CollegeBoard website. It features a 'Sign In' section with fields for 'Username' and 'Password', and buttons for 'Sign In' and 'Sign Up'. To the right, there is a list of benefits for logging in, such as 'See all your scores' and 'Get feedback on your readiness for AP courses'. A 'Forgot username or password?' link is also present.

## 2. Select PSAT 8/9 Scores

\*Or\*

## 3. Use “Missing Scores” to locate scores



The screenshot shows the 'My Score Reports' page for a user named Hillary. It displays a PSAT 8/9 Spring 2016 score report with a Total Score of 870, Evidence-Based Reading and Writing score of 460, and Math score of 410. The page includes a 'View Details' button and a 'Missing scores?' section with a link to 'Add Score(s)'. An orange arrow points to the 'Add Score(s)' button.

# Understanding My Paper Score Report



## PSAT™ 8/9

### Your Score Report

Get your full report online  
[studentscores.collegeboard.org](https://studentscores.collegeboard.org)

access code **A02670146P**



#### Free Practice

Practice the skills you'll need for high school and beyond – free online on [khanacademy.org/sat](https://khanacademy.org/sat)



#### Core Course Work

Use your results to create a core course work plan in high school



#### Explore

Begin to explore careers that might interest you – link directly from your online score report

# What Are My Scores?

Your Evidence-Based  
Reading and Writing Score

**360** | 120 to 720

Your Nationally  
Representative **20th** Sample  
Percentile

120  720



**You are on track for college readiness.**

Stay on track and continue your progress. Start now with your free, personalized recommendations waiting for you on [khanacademy.org/sat](https://khanacademy.org/sat).

Your Total Score

**780** | 240 to 1440

Your Nationally  
Representative **23rd** Sample  
Percentile

Keep in mind,  
the PSAT™ 8/9,  
PSAT/NMSQT®, and  
SAT® are on  
the same scale.

Your score shows you how you would have scored that day on the PSAT/NMSQT® and SAT®.<sup>1</sup> How well you do depends on what you do next!

Your Math Score

**420** | 120 to 720

Your Nationally  
Representative **40th** Sample  
Percentile

120  720



**Your scores indicate you are close to being on track for college readiness, but you need to continue to strengthen your skills.**

Let's get you back on track, so you won't have to take noncredit courses in college. You have free, personalized recommendations waiting for you on [khanacademy.org/sat](https://khanacademy.org/sat).

## The College and Career Readiness Benchmark

Reaching your grade-level Benchmark means that you are likely on track to be ready to succeed in select first-year, credit-bearing college courses.



Need to strengthen skills



Approaching Benchmark



Meet or exceed Benchmark



# What Are My Score Percentiles?

Your Evidence-Based  
Reading and Writing Score

**360** | 120 to 720

Your Nationally  
Representative **20th** Sample  
Percentile

120  720



**You are on track for college readiness.**

Stay on track and continue your progress. Start now with your free, personalized recommendations waiting for you on [khanacademy.org/sat](https://khanacademy.org/sat).

Your Total Score

**780** | 240 to 1440

Your Nationally  
Representative **23rd** Sample  
Percentile

Keep in mind,  
the PSAT™ 8/9,  
PSAT/NMSQT®, and  
SAT® are on  
the same scale.

Your score shows you how you would have scored that day on the PSAT/NMSQT® and SAT®.<sup>1</sup> How well you do depends on what you do next!

Your Math Score

**420** | 120 to 720

Your Nationally  
Representative **40th** Sample  
Percentile

120  720



**Your scores indicate you are close to being on track for college readiness, but you need to continue to strengthen your skills.**

Let's get you back on track, so you won't have to take noncredit courses in college. You have free, personalized recommendations waiting for you on [khanacademy.org/sat](https://khanacademy.org/sat).

## The College and Career Readiness Benchmark

Reaching your grade-level Benchmark means that you are likely on track to be ready to succeed in select first-year, credit-bearing college courses.



Need to strengthen skills



Approaching Benchmark



Meet or exceed Benchmark

# What Are My Scores? (cont.)

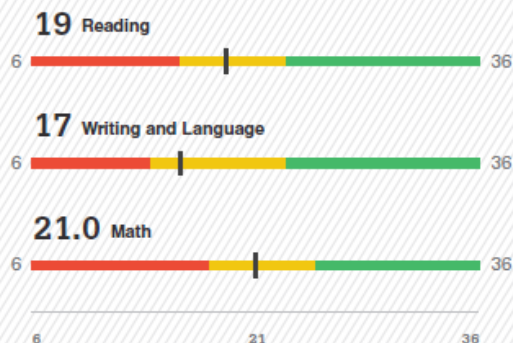
## The College and Career Readiness Benchmark

Reaching your grade-level Benchmark means that you are likely on track to be ready to succeed in select first-year, credit-bearing college courses.

■ Need to strengthen skills
 ■ Approaching Benchmark
 ■ Meet or exceed Benchmark

\*The red, yellow, and green ranges in the test scores and subscores reflect your areas of strengths and weaknesses compared to the typical performance of students in your grade.

### Test Scores 6 to 36 range\*



### Cross-Test Scores 6 to 36 range

**21** Analysis in History/Social Studies  
**22** Analysis in Science

When you take tests more than once, your scores may differ slightly upon each testing occasion. This expected variation is considered your score range and reflects the range your scores will likely fall in upon retesting. For the PSAT™ 8/9 these ranges are approximately:

**Total:** Your score  $\pm$  40 points.

**Section:** Your score  $\pm$  30 points.

**Test Scores and Cross-Test Scores:** Your score  $\pm$  3 points.

**Subscores:** Your score  $\pm$  2 points.

Remember that you will receive scores in the same areas when you take the PSAT/NMSQT and SAT.

1. Beginning in March 2016

### Subscores 1 to 15 range\*

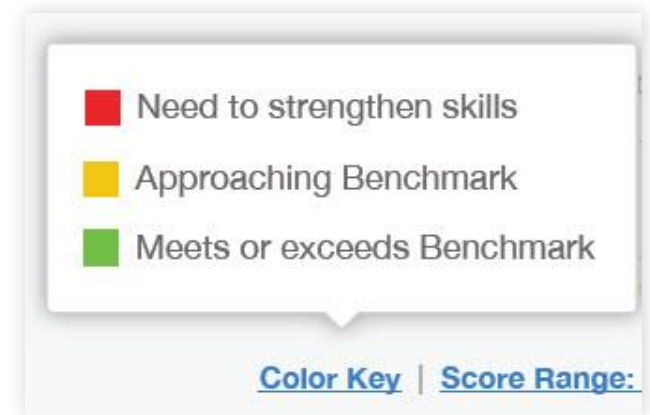
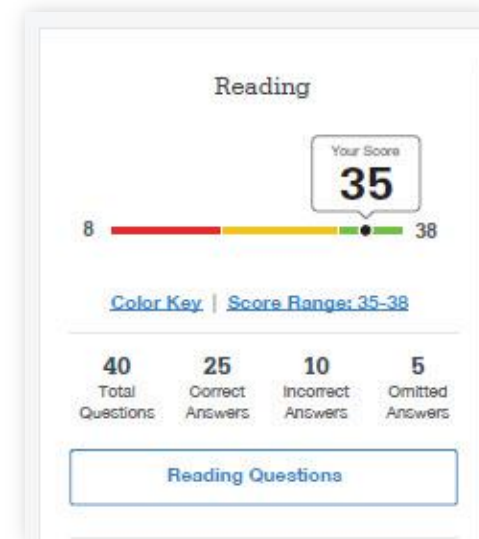


**Ima B. Student**

John F. Kennedy High School, 123456, Fall 2015, Grade 9, I.D. #24068907

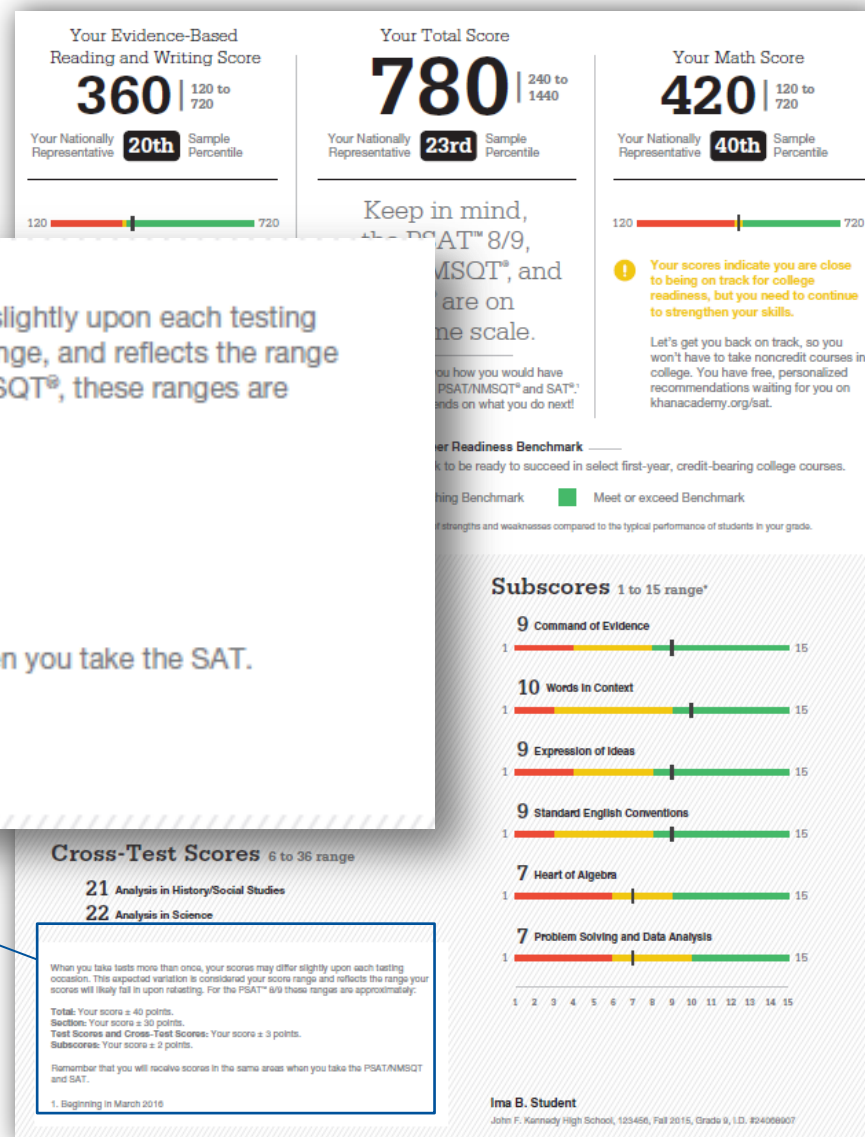
# How Did My Score Measure Against College Readiness Benchmarks?

- + Section, test, and subscores all report scores in performance zones which indicate whether you are on track for success in the first year of college.
- + For section scores
  - **Need to Strengthen Skills** = below grade-level benchmark by more than one year
  - **Approaching Benchmark** = below grade-level benchmark by one year or less
  - **Meets or exceeds Benchmark** = at or above grade-level benchmark
- + The red, yellow, and green ranges in the test scores and subscores reflect areas of strengths and weaknesses compared to the typical performance of students



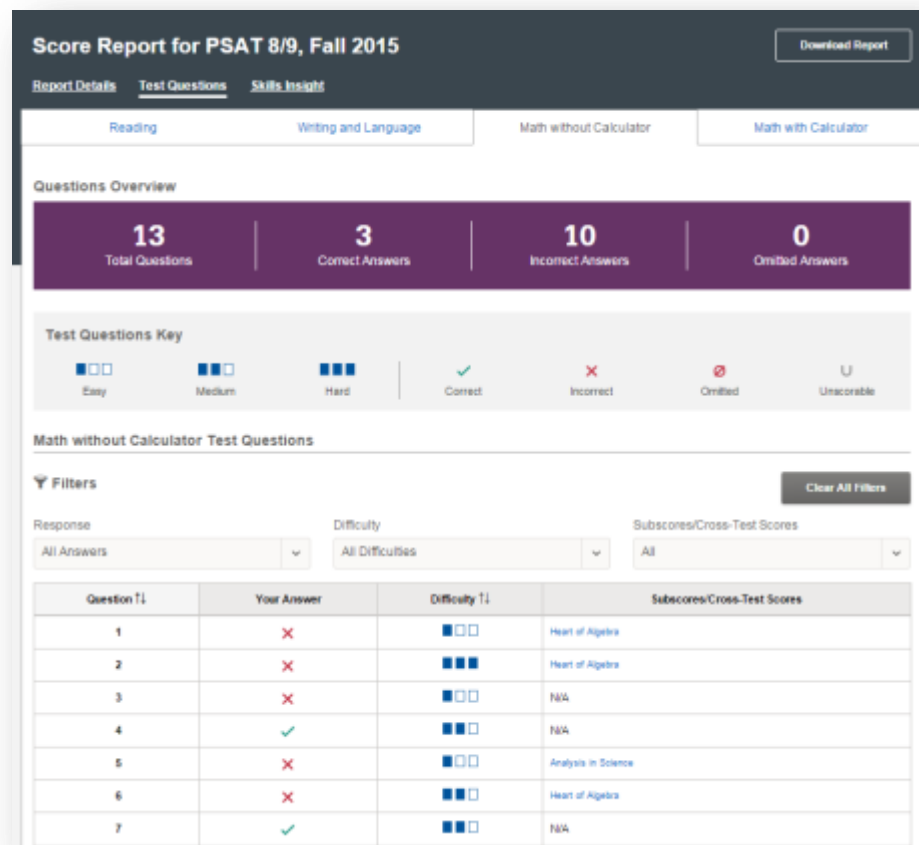


# What Are My Score Ranges?



# What Can I Learn From the Questions?

- + Look at the types of questions I answered incorrectly and skipped:
  - Identify the level of difficulty. How many questions did I miss at each level?
  - Was I more likely to skip questions associated with any subscore or cross-test score?
  - What inferences can I make about areas for improvement based on the types of questions I missed and skipped?



# What Are My Areas of Strength?

## What Skills Do I Need to Build?

### Your Scores: Next Steps

Your score indicates that you are already likely able to:

Reading Test

Improve your skills by focusing on your ability to:

- Revise text as needed to improve the exactness or content appropriateness of word choices within somewhat challenging texts
- Retain or add information or ideas to a piece of a text to support claims or points in somewhat challenging text
- Revise somewhat challenging text to ensure that information is presented in the most logical order
- Revise text as needed to improve the exactness or content appropriateness of word choices within somewhat challenging texts



- Retain or add information or ideas to a piece of text to support claims or points in challenging text
- Use a variety of sentence structures to accomplish a rhetorical purpose such as persuading an audience
- Revise text as needed to improve the exactness or content appropriateness of word choices within challenging texts
- Retain or add information or ideas to a piece of text to support claims or points in challenging text
- Use a variety of sentence structures to accomplish a rhetorical purpose such as persuading an audience

### Writing and Language Test

- Draw reasonable conclusions from somewhat challenging texts
- Describe the overall structure of a somewhat challenging text
- Identify claims and counterclaims explicitly stated in a somewhat challenging passage
- Revise text as needed to improve the exactness or content appropriateness of word choices within somewhat challenging texts



- Draw reasonable inferences and logical conclusions from challenging texts
- Analyze information presented quantitatively in such forms as graphs, tables, and charts and relate that information to information presented in somewhat challenging text
- Determine how the selection of specific words shapes meaning and tone in a challenging passage
- Use a variety of sentence structures to accomplish a rhetorical purpose such as persuading an audience
- Retain or add information or ideas to a piece of text to support claims or points in challenging text

### Math Test

- Interpret a linear inequality in one variable with rational coefficients that represents a context. Select the equation of a line of best fit and interpret the slope and intercept of the line in the context of the situation (when a linear model is appropriate)
- Interpret sample statistics understanding and using margin of error
- Solve and interpret a quadratic function or equation that represents a context and requires multiple steps
- Calculate and interpret frequency distributions using tables and other representational methods



- Determine how a graph may be affected by a change to its equation
- Determine the value of a constant or coefficient for an equation with no solution or infinitely many solutions
- Using a specified model, make a prediction and compare the predicted values with the actual values in the data set
- Within a context, compare the center of two separate data sets with different spreads
- Determine whether two events are independent given their probabilities
- Use a variety of sentence structures to accomplish a rhetorical purpose such as persuading an audience

# What Are My Next Steps?



- + Continue to take challenging courses in high school
- + Link scores with Khan Academy
- + Set up a practice plan and stick to it
- + Utilize other resources to research and prepare for college

# How Can I Practice with Khan Academy®?

Saul Khan explains Official SAT  
Practice on Khan Academy





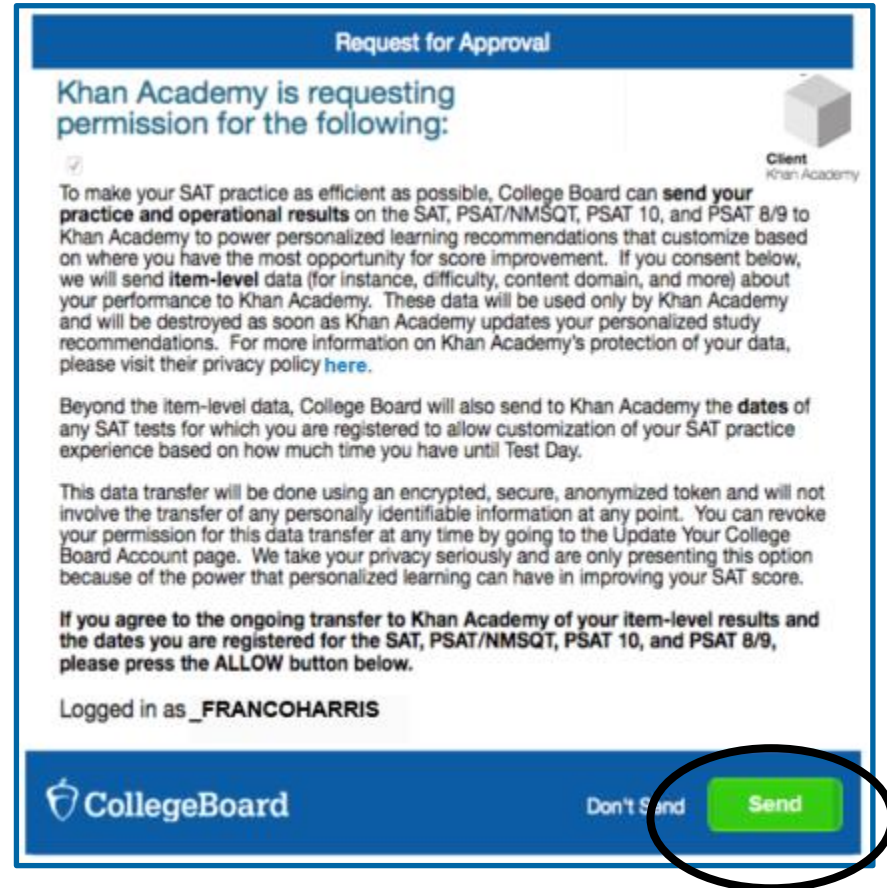
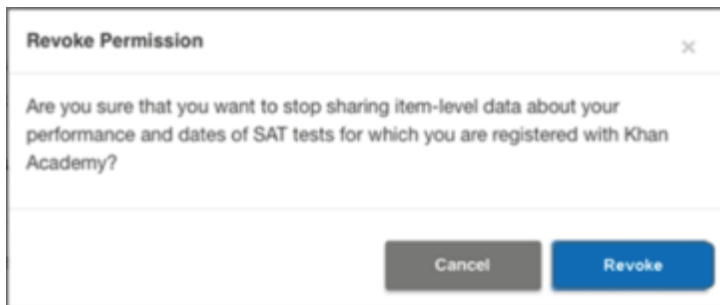
# What Steps Will I Follow to Link My College Board Account to Khan Academy®?



- + **Step 1:** Log in or create a Khan Academy Account
- + **Step 2:** When prompted; agree to link your Khan Academy and College Board account. You will then be directed to **collegeboard.org**.
- + **Step 3:** Sign in or create a College Board Account
- + **Step 4:** When prompted; hit “send” to authorize the account linking

# How Can I Link My College Board and Khan Academy® Accounts?

- + After successfully logging in to your College Board account, you will be asked to authorize the account linking.
- + After clicking “Send,” you will be redirected to SAT practice on the Khan Academy site.
- + You can remove the link at any time, by clicking on “Revoke” which is found in College Board account settings.



# Key Changes in the SAT

- ✓ Words in Context – text asks you to interpret the meanings of relevant words and phrases in the context in which they appear
- ✓ Command of Evidence – demonstrate the ability to interpret and use evidence in a wide range of texts
- ✓ Math – heart of algebra, problem solving and data analysis and passport to advanced math
- ✓ Real World Context questions
- ✓ Passage from a US Founding or Global Document
- ✓ No Penalty for Guessing
- ✓ Essay Analyzing a Source (Only in optional component of SAT) – asked to read a passage and explain how the author builds an argument to persuade an audience