

How Do I Access My PSAT/NMSQT® Scores and Reports?



1. Review your Online reports
2. Review Your Paper Score Report

How Do I Access My Online PSAT/NMSQT® Scores and Reports?

1. Log in to an existing College Board account or create a new one at studentscores.collegeboard.org

The screenshot shows the CollegeBoard website's 'My Score Reports' page. The navigation bar includes 'CollegeBoard', 'SAT', 'AP', 'College Planning', 'College Search', 'Store', and 'More'. A search bar is also present. The main content area is titled 'My Score Reports' and features a 'Sign In' section with a 'Sign In' button circled in orange. To the right of the sign-in form is a list of benefits for logging in. An orange arrow points from the 'Sign In' button to a 'Create Your Student Account' form, which includes a 'General Student Information' section with fields for 'First (given) name', 'Middle initial', and 'Last name (surname)'.

Sign In

Username

Password

Sign In [Sign Up](#)

[Forgot username or password?](#)

Access your SAT Suite of Assessment scores with personalized feedback, practice, college planning and career exploration resources.

- See all your scores and if you are on track for college readiness
- Detailed explanations of skills required to be competitive
- Send your scores to Khan Academy® for personalized practice recommendations
- Search for colleges that fit your needs
- Start on your scholarship and college financial aid
- Take a personality test to find majors and careers you like
- Get feedback on your readiness for AP courses

Create Your Student Account

This one account is for everything, including SAT, AP, PSAT/NMSQT, CLEP, and BigFuture activities, so provide complete and accurate information.

* = Required

General Student Information

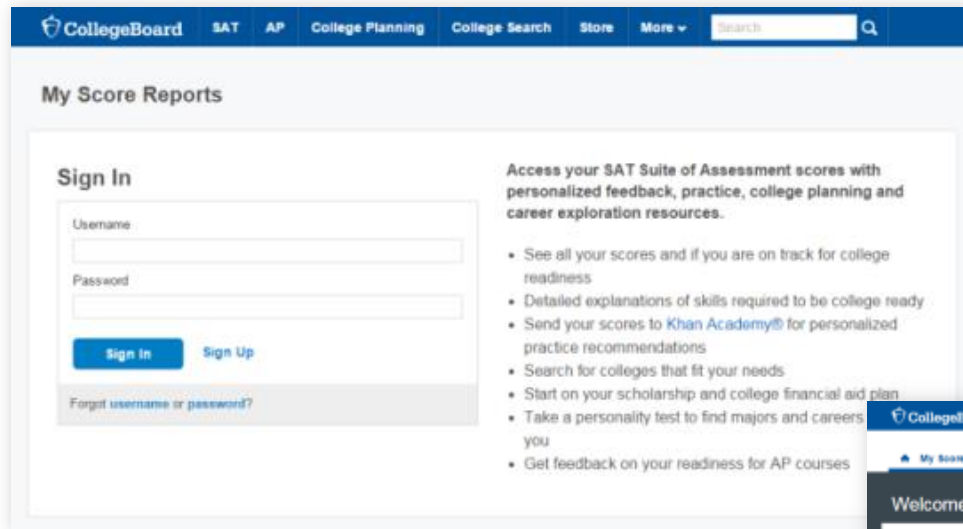
First (given) name: *

Middle initial:

Last name (surname): *

How Do I Access My Online PSAT/NMSQT® Scores and Reports? (cont.)

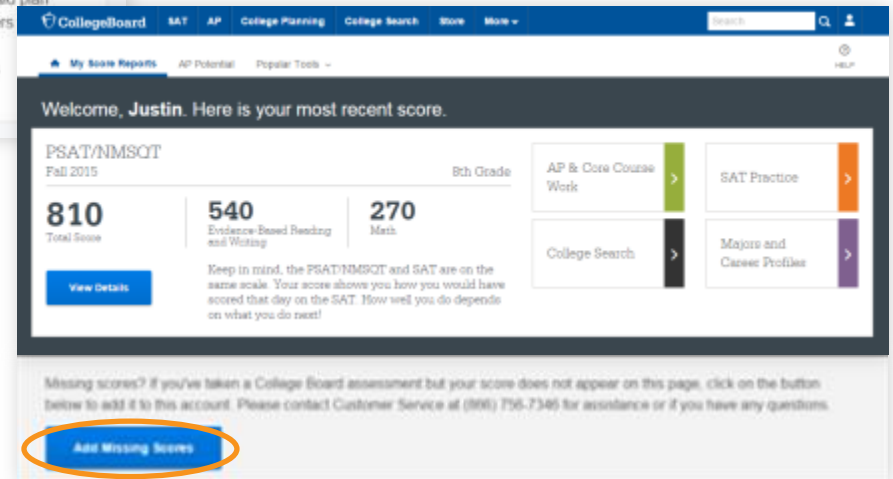
1. Log in to Your Account



2. Select PSAT/NMSQT Scores

Or

3. Use “Missing Scores” to locate scores



Understanding My Paper Score Report

 CollegeBoard /  NATIONAL MERIT
SCHOLARSHIP CORPORATION

PSAT/NMSQT[®]

Preliminary SAT/National Merit Scholarship Qualifying Test

Your Score Report

What Are My Scores?

Your Evidence-Based
Reading and Writing Score

380 | 160 to
760

Your Nationally
Representative **18th** Sample
Percentile



! Your scores indicate you are close to being on track for college readiness, but you need to continue to strengthen your skills.

Let's get you back on track, so you won't have to take noncredit courses in college. You have free, personalized recommendations waiting for you on khanacademy.org/sat

Your Total Score

860 | 320 to
1520

Your Nationally
Representative **28th** Sample
Percentile

Keep in mind,
the PSAT/NMSQT®
and SAT are on
the same scale.

Your score shows you how you would have scored that day on the SAT®. How well you do depends on what you do next!

Your Math Score

480 | 160 to
760

Your Nationally
Representative **47th** Sample
Percentile



✓ You are on track for college readiness.

Stay on track and continue your progress. Start now with your free, personalized recommendations waiting for you on khanacademy.org/sat

What Are My Score Percentiles?

Your Evidence-Based
Reading and Writing Score

380 | 160 to 760

Your Nationally Representative **18th** Sample Percentile



! Your scores indicate you are close to being on track for college readiness, but you need to continue to strengthen your skills.

Let's get you back on track, so you won't have to take noncredit courses in college. You have free, personalized recommendations waiting for you on khanacademy.org/sat

Your Total Score

860 | 320 to 1520

Your Nationally Representative **28th** Sample Percentile

Keep in mind,
the PSAT/NMSQT®
and SAT are on
the same scale.

Your score shows you how you would have scored that day on the SAT®. How well you do depends on what you do next!

Your Math Score

480 | 160 to 760

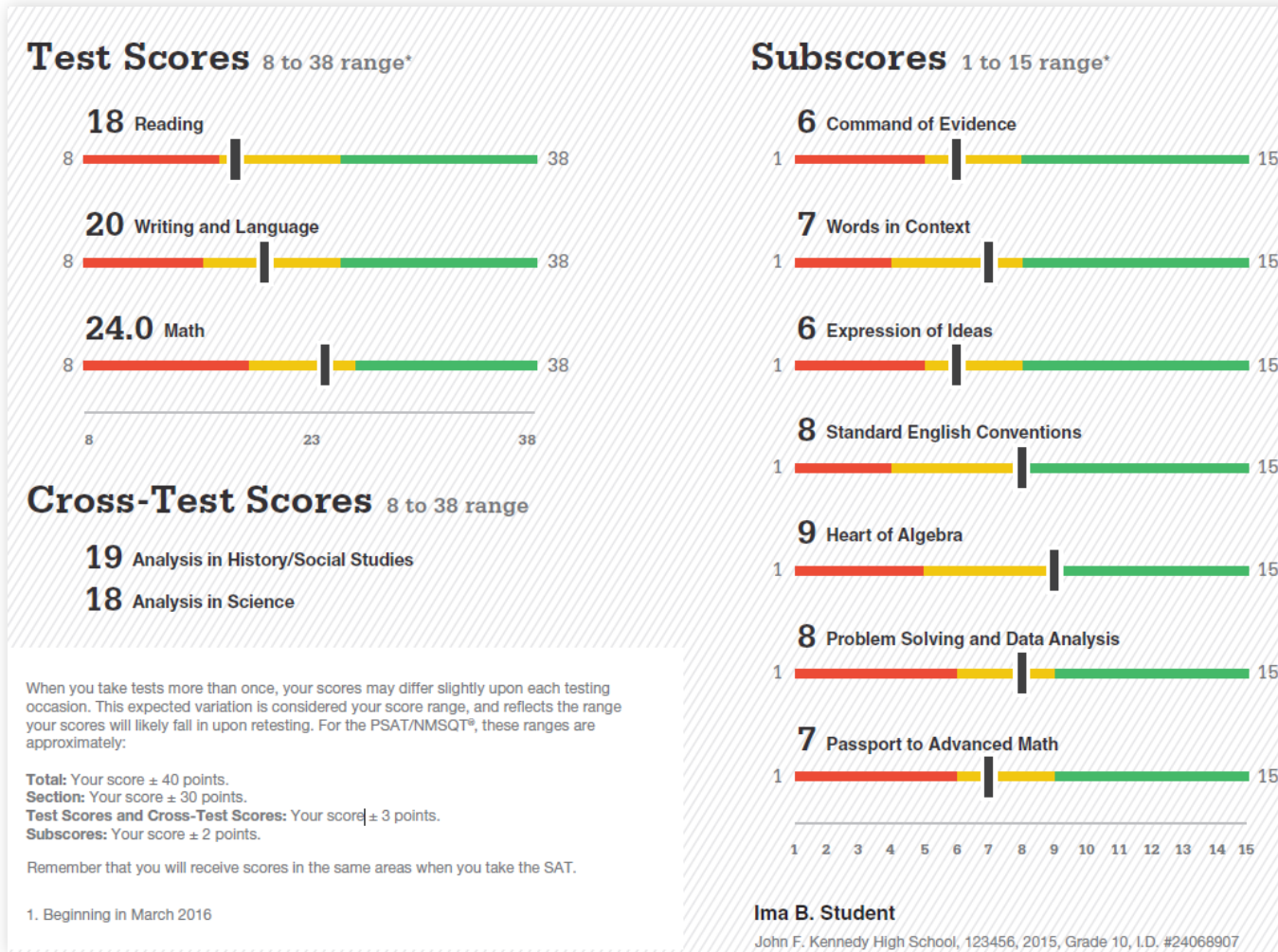
Your Nationally Representative **47th** Sample Percentile



✓ You are on track for college readiness.

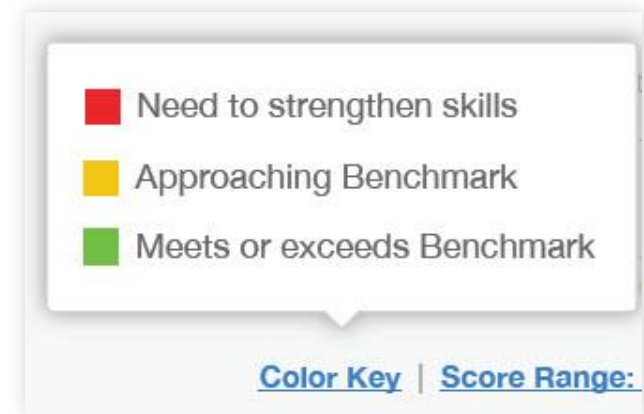
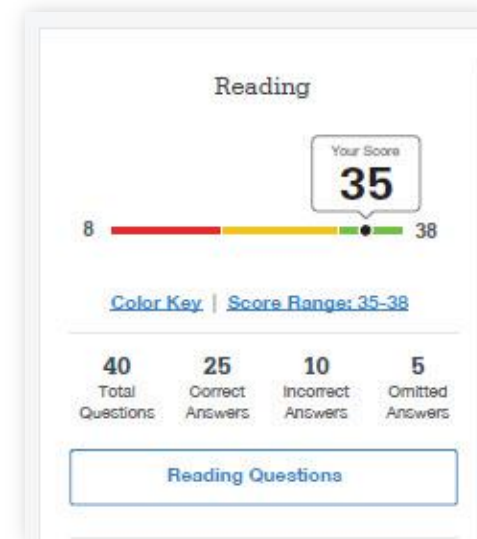
Stay on track and continue your progress. Start now with your free, personalized recommendations waiting for you on khanacademy.org/sat

What Are My Scores? (cont.)

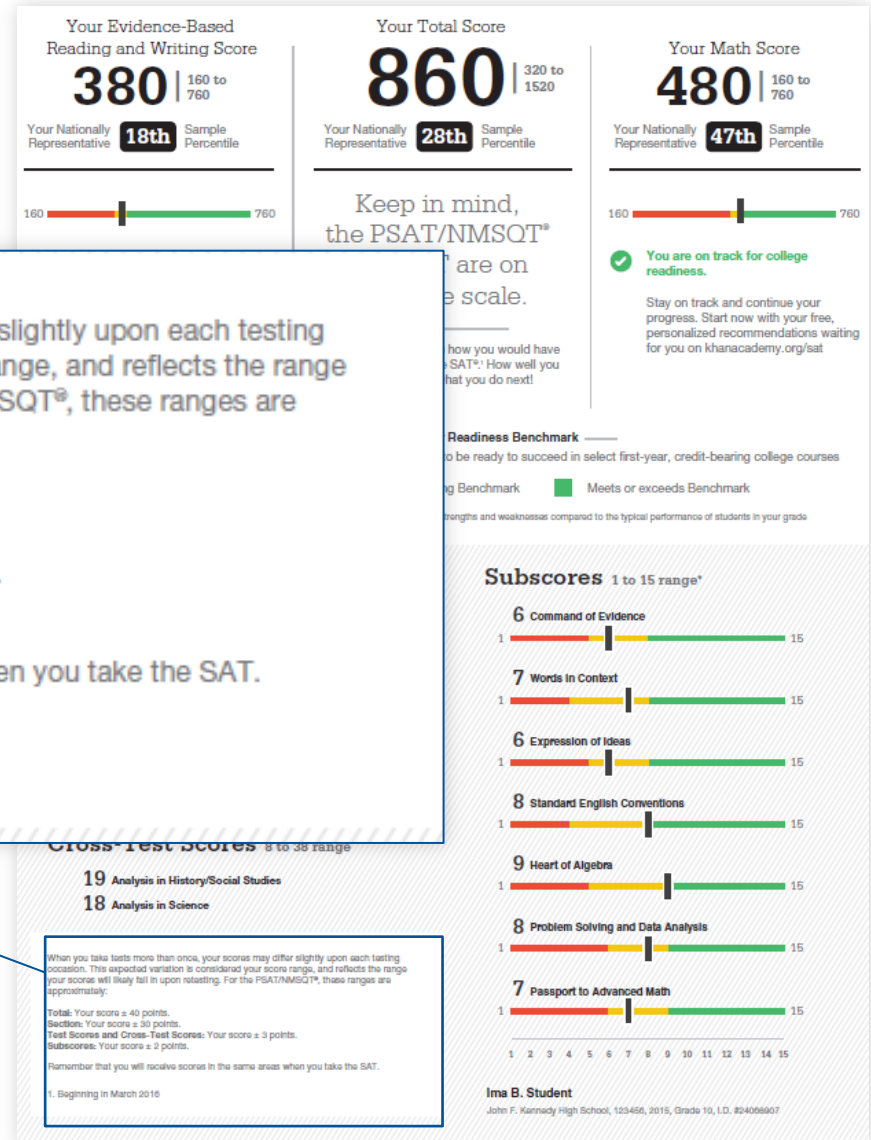


How Did My Score Measure Against College Readiness Benchmarks?

- + Section, test, and subscores all report scores in performance zones which indicate whether you are on track for success in the first year of college.
- + For section scores
 - **Need to Strengthen Skills** = below grade-level benchmark by more than one year
 - **Approaching Benchmark** = below grade-level benchmark by one year or less
 - **Meets or exceeds Benchmark** = at or above grade-level benchmark
- + For test scores and subscores,
 - Red, yellow, and green ranges reflect areas of strengths and weaknesses compared to the typical performance of students



What Are My Score Ranges?



What is the National Merit® Scholarship Program?

National Merit Scholarship Corporation

National Merit Scholarship Corporation (NMSC) conducts the National Merit® Scholarship Program, an academic competition for recognition and college scholarships. To designate students who qualify for recognition in its 2017 competition, NMSC will consider the 2015 PSAT/NMSQT® Selection Index scores of some 1.5 million test-takers (usually high school juniors) who meet program entry requirements. For more information, please visit: www.nationalmerit.org.

If any of your responses to NMSC's "Entry Requirements" questions (see right-hand column) are inaccurate or there has been a change in plans that may affect program entry, write immediately to:

National Merit Scholarship Corporation
Attn: Scholarship Administration
1560 Sherman Avenue, Suite 200
Evanston, IL 60201-4897

Include your name and home address along with your high school name, address, and six-digit code number.

Your NMSC Selection Index

124*

NMSC uses a Selection Index based on PSAT/NMSQT scores as an initial screen of students who enter its scholarship programs. To calculate your Selection Index, double the sum of your Reading, Writing and Language, and Math Test scores.

Eligibility Information

The asterisk () next to your Selection Index means you do not meet entry requirements for the 2017 National Merit Scholarship Program. See your responses to entry requirements to the right.

NOTE: Students leaving high school and entering college in 2018 or later must take the PSAT/NMSQT again in their 3rd year (junior year) of grades 9–12 to enter the National Merit Scholarship Program.

Entry Requirements

(Information you provided on your answer sheet)

High school student:

YES

Year to complete high school and enroll full-time in college:

2018

Years to be spent in grades 9–12:

4

U.S. Citizenship:

NO, but I am a U.S. lawful permanent resident (or have applied for permanent residence, the application for which has not been denied) and I intend to become a U.S. citizen at the earliest opportunity allowed by law.

National Merit Scholarship Corporation

National Merit Scholarship Corporation (NMSC) conducts the National Merit® Scholarship Program, an academic competition for recognition and college scholarships. To designate students who qualify for recognition in its 2017 competition, NMSC will consider the 2015 PSAT/NMSQT® Selection Index scores of some 1.5 million test-takers (usually high school juniors) who meet program entry requirements. For more information, please visit: www.nationalmerit.org.

Your NMSC Selection Index

124*

NMSC uses a Selection Index based on PSAT/NMSQT scores as an initial screen of students who enter its scholarship programs. To calculate your Selection Index, double the sum of your Reading, Writing and Language, and Math Test scores.

Entry Requirements

(Information you provided on your answer sheet)

High school student:

YES

Year to complete high school and enroll full-time in college:

2018

Years to be spent in grades 9–12:

4

U.S. Citizenship:

NO, but I am a U.S. lawful permanent resident (or have applied for permanent residence, the application for which has not been denied) and I intend to become a U.S. citizen at the earliest opportunity allowed by law.

Eligibility Information

The asterisk () next to your Selection Index means you do not meet entry requirements for the 2017 National Merit Scholarship Program. See your responses to entry requirements to the right.

NOTE: Students leaving high school and entering college in 2018 or later must take the PSAT/NMSQT again in their 3rd year (junior year) of grades 9–12 to enter the National Merit Scholarship Program.

Test Scores: Next Steps

Reading Test

Improve your skills by focusing on:

18

0 to 38

● **Identify and add information or ideas to a piece of text to support claims or points in a challenging text.**

● **Use a variety of sentence structures to accomplish a rhetorical purpose such as persuading an audience.**

● **Revise text as needed to improve the effectiveness or content appropriateness of word choices within challenging texts.**

Writing and Language Test

20

0 to 38

● **Draw reasonable inferences and logical conclusions from challenging texts.**

● **Analyze information presented quantitatively in such forms as graphs, tables, and charts and relate that information to information presented in somewhat challenging text.**

● **Determine how the selection of specific words shapes meaning and tone in a challenging passage.**

Math Test

24.0

0 to 38

● **Interpret a linear inequality in one variable with rational coefficients that represents a context. Select the equation of a line of best fit and interpret the slope and intercept of the line in the context of the situation (when a linear model is appropriate).**

● **Interpret sample statistics understanding and using margin of error.**

● **Solve and interpret a quadratic function or equation that represents a context and requires multiple steps.**

● **Calculate and interpret frequency distributions using tables and other representational methods.**

● **Determine how a graph may be affected by a change to its equation.**

● **Determine the value of a constant or coefficient for an equation with no solution or infinitely many solutions.**

● **Using a specified model, make a prediction and compare the predicted value with the actual value in the data set.**

● **Within a context, compare the center of two separate data sets with different spreads.**

● **Determine whether two events are independent given their probabilities.**

Get more next steps online

student.scores.collegeboard.org



SAT Practice

Connect to FREE, world-class SAT practice online on khanacademy.org/sat.



AP* and Course Work

See which AP courses may be a good match for you.



Register for the SAT

Select an SAT test date and register for it now.

What Are My Areas of Strength? What Skills Do I Need to Build?

Your Scores: Next Steps

Your score indicates that you are already likely able to:

Reading Test	Writing and Language Test	Math Test
<p>18 8 to 38</p>	<p>20 8 to 38</p>	<p>24.0 8 to 38</p>
<p>Improve your skills by focusing on:</p> <ul style="list-style-type: none"> Revise text as needed to improve the exactness or content appropriateness of word choices within somewhat challenging texts Retain or add information or ideas to a piece of a text to support claims or points in somewhat challenging text Revise somewhat challenging text to ensure that information is presented in the most logical order 	<ul style="list-style-type: none"> Draw reasonable inferences and logical conclusions from challenging texts Describe the overall structure of a somewhat challenging text Identify claims and counterclaims explicitly stated in a somewhat challenging passage 	<ul style="list-style-type: none"> Determine how a graph may be affected by a change to its equation Determine the value of a constant or coefficient for an equation with no solution or infinitely many solutions Using a specified model, make a prediction and compare the predicted values with the actual values in the data set Within a context, compare the center of two separate data sets with different spreads Determine whether two events are independent given their probabilities

National Merit Scholarship Corporation

National Merit Scholarship Corporation (NMSC) conducts the National Merit® Scholarship Program, an academic competition for recognition and college scholarships. To designate students who qualify for recognition in its 2017 competition, NMSC will consider the 2016 PSAT/NMSQT®.

Your NMSC Selection Index
124*

NMSC uses a Selection Index based on PSAT/NMSQT of students who enter the Selection Index, including Reading and Writing and Language scores.

Entry Requirements
(Information you provided on your answer sheet)

High school student:
YES

Year to complete high school and attend full-time in college:
2016

Years to be spent in grades 9-12:
4

U.S. Citizenship:
NO, but I am a U.S. lawful permanent resident (or have applied for permanent residence, the application for which has not been denied) and I intend to become a U.S. citizen at the earliest opportunity allowed by law.

Your Scores: Next Steps

Reading Test **Improve your skills by focusing on:**

- Retain or add information or ideas to a piece of text to support claims or points in challenging text
- Use a variety of sentence structures to accomplish a rhetorical purpose such as persuading an audience
- Revise text as needed to improve the exactness or content appropriateness of word choices within challenging texts

Writing and Language Test

- Draw reasonable inferences and logical conclusions from challenging texts
- Analyze information presented quantitatively in such forms as graphs, tables, and charts and relate that information to information presented in somewhat challenging text
- Determine how the selection of specific words shapes meaning and tone in a challenging passage

Math Test

- Determine how a graph may be affected by a change to its equation
- Determine the value of a constant or coefficient for an equation with no solution or infinitely many solutions
- Using a specified model, make a prediction and compare the predicted values with the actual values in the data set
- Within a context, compare the center of two separate data sets with different spreads
- Determine whether two events are independent given their probabilities

Next steps online
collegeboard.org

Send Course Work
which AP courses may be a match for you

Register for the SAT
Select an SAT test date and register for it now

What Can I Learn From the Questions?

Your Question-Level Feedback

Reading

Question #	Correct	Your Answer	Difficulty	Subscore	Cross-Test Score
1	A	✓	■ ■ ■ ■		
2	B	✓	■ ■ ■ ■	COE	
3	A	✓	■ ■ ■ ■	WIC	
4	C	✓	■ ■ ■ ■		
5	D	✓	■ ■ ■ ■	WIC	
6	B	✓	■ ■ ■ ■		
7	C	B	■ ■ ■ ■	COE	
8	C	✓	■ ■ ■ ■		
9	B	✓	■ ■ ■ ■		
10	B	✓	■ ■ ■ ■		HSS
11	A	✓	■ ■ ■ ■	WIC	HSS
12	A	✓	■ ■ ■ ■	COE	HSS
13	D	✓	■ ■ ■ ■	COE	HSS
14	D	✓	■ ■ ■ ■		HSS

Writing and Language

Question #	Correct	Your Answer	Difficulty	Subscore	Cross-Test Score
1	A	✓	■ ■ ■ ■	SEC	
2	B	A	■ ■ ■ ■	EOI, COE	
3	A	✓	■ ■ ■ ■	EOI, WIC	
4	C	✓	■ ■ ■ ■	SEC	
5	D	✓	■ ■ ■ ■	EOI, WIC	
6	B	✓	■ ■ ■ ■	SEC	
7	C	✓	■ ■ ■ ■	EOI, COE	
8	C	✓	■ ■ ■ ■	EOI	
9	B	D	■ ■ ■ ■	EOI	
10	B	✓	■ ■ ■ ■	SEC	
11	A	B	■ ■ ■ ■	SEC	
12	A	✓	■ ■ ■ ■	EOI, COE	HSS
13	D	✓	■ ■ ■ ■	EOI, COE	HSS
14	D	✓	■ ■ ■ ■	SEC	

Math Test – Calculator

Question #	Correct	Your Answer	Difficulty	Subscore	Cross-Test Score
1	A	✓	■ ■ ■ ■	HOA	
2	B	✓	■ ■ ■ ■	PSD	
3	A	✓	■ ■ ■ ■	PSD	HSS
4	C	✓	■ ■ ■ ■	HOA	
5	D	✓	■ ■ ■ ■	PSD	
6	B	✓	■ ■ ■ ■	HOA	
7	C	✓	■ ■ ■ ■		
8	C	A	■ ■ ■ ■	PSD	SCI
9	B	✓	■ ■ ■ ■	PSD	SCI
10	B	✓	■ ■ ■ ■	PAM	
11	A	✓	■ ■ ■ ■	HOA	
12	A	✓	■ ■ ■ ■	PSD	
13	D	✓	■ ■ ■ ■	PAM	
14	D	✓	■ ■ ■ ■	PSD	SCI

Math Test – No Calculator

Question #	Correct	Your Answer	Difficulty	Subscore	Cross-Test Score
1	A	✓	■ ■ ■ ■	HOA	
2	B	✓	■ ■ ■ ■	HOA	
3	A	C	■ ■ ■ ■	HOA	
4	C	✓	■ ■ ■ ■	HOA	
5	D	✓	■ ■ ■ ■	PAM	HSS
6	B	✓	■ ■ ■ ■	HOA	
7	C	✓	■ ■ ■ ■	PAM	
8	C	✓	■ ■ ■ ■		
9	B	✓	■ ■ ■ ■	PAM	
10	B	✓	■ ■ ■ ■	PAM	SCI
11	A	✓	■ ■ ■ ■	HOA	
12	A	✓	■ ■ ■ ■	PAM	
13	D	✓	■ ■ ■ ■	PAM	

What Are My Next Steps?



- + Continue to take challenging courses in high school
- + Link scores with Khan Academy
- + Set up a practice plan and stick to it
- + Register for the SAT
- + Utilize other resources to research and prepare for college

Official SAT Practice with Khan Academy® – It's FREE!

- + Sign up for Official SAT Practice for free
 - satpractice.org
- + Complete practice problems and diagnostic quizzes
- + Link your College Board and Khan Academy accounts.
 - All SAT Suite results will be sent to further customize practice on Khan Academy using actual results.

CollegeBoard
+
KHANACADEMY
+
YOU

PROVIDING WORLD-CLASS
FREE SAT® PREPARATION
TOGETHER.

How Can I Practice with Khan Academy®?

Saul Khan explains Official SAT
Practice on Khan Academy



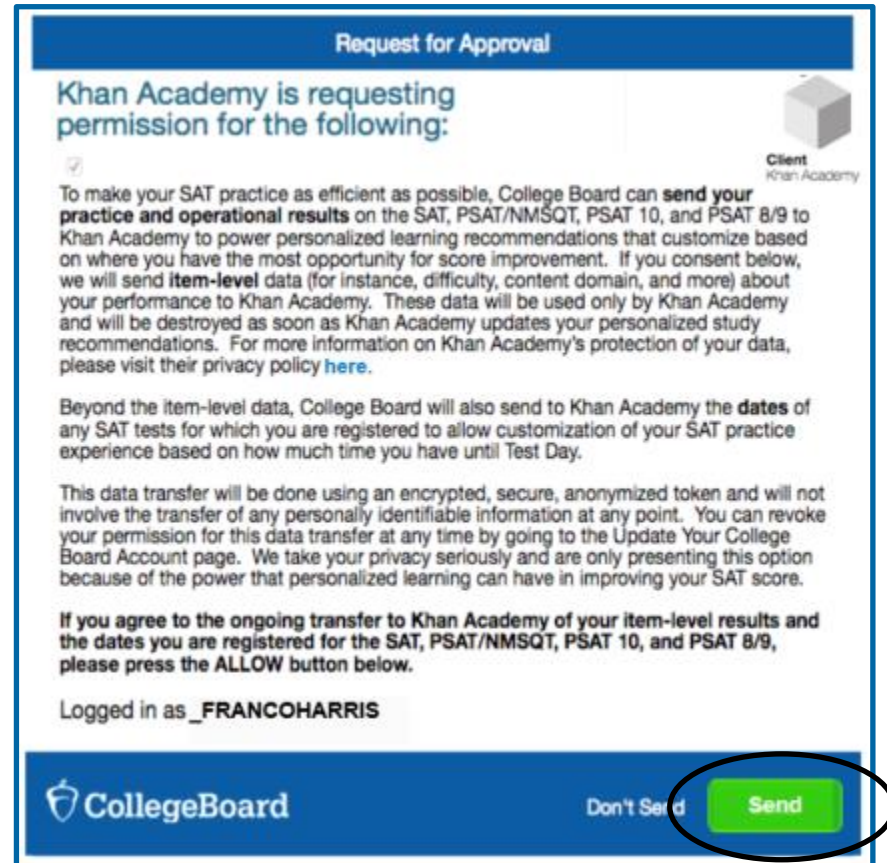
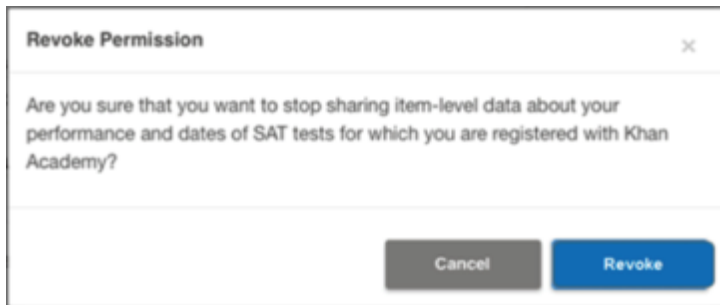
What steps will I follow to link my College Board account to Khan Academy®?



- + **Step 1:** Log in or create a Khan Academy Account
- + **Step 2:** When prompted; agree to link your Khan Academy and College Board account. You will then be directed to **collegeboard.org**.
- + **Step 3:** Sign in or create a College Board Account
- + **Step 4:** When prompted; hit “Send” to authorize the account linking
- + **Step 5:** Start practicing on Official SAT practice on Khan Academy!

How can I Link my College Board and Khan Academy® Accounts?

- + After successfully logging in to your College Board account, you will be asked to authorize the account linking.
- + After clicking “Send,” you will be redirected to SAT practice on the Khan Academy site.
- + You can remove the link at any time, by clicking on “Revoke” which is found in College Board account settings.



When Should I Take the SAT®?

- + Most students take the SAT in the spring of their junior year.
- + The last administration of the **current SAT: January 23, 2016.**
- + The first administration of the **new SAT is March 5, 2016.**
- + Many students choose to take the SAT more than one time. Additional SAT dates include:
 - **May 7, 2016** (scores from the March 5 administration will not be available prior to this test date)
 - **June 4, 2016**



How Do I Register for the SAT®?

- + SAT Registration link from Popular Tools menu or
- + www.sat.org/register

The screenshot shows the CollegeBoard website interface. At the top, there is a navigation bar with links for CollegeBoard, SAT, AP, College Planning, College Search, and Store. Below this, a secondary navigation bar includes 'My Score Reports', 'Full Reports', 'AP Potential', and 'Popular Tools'. The 'Popular Tools' dropdown menu is open, listing various resources: 'Make an Action Plan', 'AP & Core Coursework', 'College Search', 'Majors & Career Profiles', 'My Personality', 'Pay for College', 'SAT Practice', 'SAT Registration' (circled in blue), and 'Scholarships'. The main content area displays a 'Score Report for PSAT/NMSQT' with a total score of 880, a score range of 840-920, and a 'Score Range: 840-920' link. The score is broken down into 'Your Total Score' (880) and 'Your Evidence-Based Reading and Writing Score' (760).